

Interlagos, 27 a 31 de julho de 2022

Sorted on Laps



























7ª Etapa Stock Car Pro Series

Interlagos 4,309 km







1ª Prova

31/07/2022 13:10

Race (30:00 and 1 Laps) started at 13:23:57

Pos	No.	Name	Equipe	Modelo	Laps	Total Tm	Diff	Gap	Best Tm	n Lap	Best Speed	itsto
1	117	Matias Rossi	A Mattheis Vogel Motorsport		19	32:58.720			1:41.255	15	153,201	1
2	110	Felipe Lapenna	Hot Car Competições		19	33:01.597	2.877	2.877	1:41.315	2	153,111	1
3	85	Guilherme Salas	KTF Racing		19	33:03.734	5.014	2.137	1:41.002	2	153,585	1
4	83	Gabriel Casagrande	A Mattheis Vogel Motorsport		19	33:06.147	7.427	2.413	1:41.185	2	153,307	1
5	21	Thiago Camilo	Ipiranga Racing		19	33:09.952	11.232	3.805	1:41.177	4	153,319	1
6	70	Diego Nunes	Blau Motorsport		19	33:13.198	14.478	3.246	1:41.114	3	153,415	1
7	44	Bruno Baptista	RCM Motorsport		19	33:13.304	14.584	0.106	1:41.368	10	153,031	1
8	19	Felipe Massa	Lubrux Podium Stock Car Team		19	33:13.900	15.180	0.596	1:41.618	5	152,654	1
9	18	Allam Khodair	Blau Motorsport		19	33:15.557	16.837	1.657	1:41.493	3	152,842	1
10	51	Átila Abreu	Shell V-Power		19	33:16.723	18.003	1.166	1:42.039	4	152,024	1
11	12	Lucas Foresti	KTF Sports		19	33:25.361	26.641	8.638	1:42.241	5	151,724	1
12	30	Cesar Ramos	Ipiranga Racing		19	33:27.202	28.482	1.841	1:41.014	5	153,567	1
13	111	Rubens Barrichello	Full Time Sports		19	33:32.569	33.849	5.367	1:42.437	4	151,434	1
14	122	Andres Jakos	Full Time Sports		19	33:33.166	34.446	0.597	1:41.743	6	152,467	1
15	10	Ricardo Zonta	RCM Motorsport		19	33:43.205	44.485	10.039	1:42.423	9	151,454	1
16	80	Marcos Gomes	Cavaleiro Sports		19	33:45.622	46.902	2.417	1:42.414	2	151,468	1
17	6	Tony Kanaan	Full Time Bassani		19	33:45.812	47.092	0.190	1:42.724	8	151,010	1
18	121	Felipe Baptista	KTF Racing		19	33:46.147	47.427	0.335	1:40.776	3	153,930	1
19	7	Thiago Vivacqua	RKL Competições		19	34:00.628	1:01.908	14.481	1:42.665	7	151,097	1
20	74	Felipe Fraga	Eurofarma-RC		19	34:22.425	1:23.705	21.797	1:41.062	8	153,494	3
21	5	Denis Navarro	Cavaleiro Sports		19	34:29.901	1:31.181	7.476	1:42.173	3	151,825	2
22	54	Tuca Antoniazi	Hot Car Competições		19	34:31.159	1:32.439	1.258	1:44.266	5	148,777	1
23	8	Rafael Suzuki	Full Time Bassani		19	34:31.420	1:32.700	0.261	1:42.551	9	151,265	2
24	33	Nelson Piquet Jr	Motul TMG Racing		19	34:38.714	1:39.994	7.294	1:42.148	4	151,862	2
25	28	Galid Osman	Shell V-Power		18	33:22.055	1 Lap	1 Lap	1:43.213	5	150,295	1
26	4	Julio Campos	Lubrux Podium Stock Car Team		18	33:25.433	1 Lap	3.378	1:43.373	6	150,062	2

Not classified (75% = 14 Laps)

0	Cacá Bueno	Crown Racing		13	33:54.924	6 Laps	5 Laps	1:41.444	13	152,916	2	
43	Pedro Cardoso	Crown II Racing		10	17:28.284	9 Laps	3 Laps	1:42.022	4	152,050	1	
11	Gaetano Di Mauro	KTF Sports		8	33:40.493	11 Laps	2 Laps	1:43.325	6	150,132	3	
73	Sergio Jimenez	Scuderia Chiarelli		5	34:10.053	14 Laps	3 Laps	1:44.476	1	148,478	1	
90	Ricardo Mauricio	Eurofarma-RC							0	-		
DQ	3	Digo Baptista	Crown Racing		19	33:16.543	DQ		1:41.523	9	152,797	1

Text

#74 drive-through, por incidente com #30

Advertência - Equipe Ipiranga Racing, por atitude antidesportiva contra seu concorrente

#30 penalizado em 20s no tempo de prova, por sobreposição na parada

#3 desclassificado da etapa, por irregularidade técnica, cfe dec 05 dos Comissários Desportivos

RESULTADO APÓS RETIFICAÇÃO DO TEXTO DA PENALIZAÇÃO DO #30

Margin of Victory	Avg. Speed	Best Lap Tm	Best Speed	Best Lap by
2.877	148,953	1:40.776	153,930	121 - Felipe Baptista

Orbits