

## Turismo Nacional - 3ª Etapa São Paulo

Sorted on Laps



















3ª Etapa Turismo Nacional Super/Elite

Interlagos 4,309 km

3ª Prova S/E

07/08/2022 14:33

Race (20:00 Time) started at 14:33:56

| Pos                           | No. | Name                               | M   | Car      | Cat | L  | Total Tm  | Diff    | Gap    | Best     | SPT Best | In | Pit |
|-------------------------------|-----|------------------------------------|---|----------|-----|----|-----------|---------|--------|----------|----------|----|-----|
| 1                             | 54  | Rafael Lopes                       |    | NEW ONIX | S   | 10 | 21:33.363 |         |        | 2:00.773 | 201,8    | 10 |     |
| 2                             | 16  | Richard Heidrich                   |    | MOBI     | S   | 10 | 21:33.823 | 0.460   | 0.460  | 2:00.800 | 203,0    | 10 |     |
| 3                             | 21  | Eduardo Pavelski                   |    | GOL      | E   | 10 | 21:34.794 | 1.431   | 0.971  | 2:01.172 | 200,7    | 10 |     |
| 4                             | 63  | Gustavo Magnabosco                 |    | GOL      | S   | 10 | 21:35.051 | 1.688   | 0.257  | 2:01.112 | 201,4    | 10 |     |
| 5                             | 87  | Gustavo Mascarenhas                |    | UNO      | S   | 10 | 21:35.579 | 2.216   | 0.528  | 2:00.650 | 203,0    | 10 |     |
| 6                             | 51  | Fausto De Lucca                    |    | GOL      | S   | 10 | 21:36.402 | 3.039   | 0.823  | 2:01.091 | 204,1    | 10 |     |
| 7                             | 92  | Lamartine Pinotti                  |    | NEW KA   | S   | 10 | 21:38.184 | 4.821   | 1.782  | 2:01.982 | 203,0    | 3  |     |
| 8                             | 56  | Peter Ferter                       |    | ETIOS    | S   | 10 | 21:39.880 | 6.517   | 1.696  | 2:02.190 | 199,9    | 4  |     |
| 9                             | 23  | Marcelo Beux                       |    | ONIX     | E   | 10 | 21:39.986 | 6.623   | 0.106  | 2:02.464 | 203,4    | 6  |     |
| 10                            | 77  | Wanderson Freitas /Leandro Freitas |    | GOL      | S   | 10 | 21:40.636 | 7.273   | 0.650  | 2:02.543 | 199,6    | 10 |     |
| 11                            | 43  | Willian Perillo                    |    | ONIX     | E   | 10 | 21:44.274 | 10.911  | 3.638  | 2:04.200 | 189,6    | 4  |     |
| 12                            | 111 | Macelo J. Andrade                  |    | GOL      | E   | 10 | 21:46.581 | 13.218  | 2.307  | 2:05.833 | 192,7    | 2  |     |
| 13                            | 36  | Nilton Rossoni / Fabricio Lanconi  |    | GOL      | E   | 9  | 22:40.249 | 1 Lap   | 1 Lap  | 2:01.111 | 200,7    | 5  |     |
| 14                            | 33  | Pablo Alves                        |    | ONIX     | S   | 7  | 23:02.399 | 3 Laps  | 2 Laps | 2:14.269 | 194,8    | 1  | 3   |
| 15                            | 9   | Rafael Barranco                    |    | GOL      | S   | 7  | 23:26.947 | 3 Laps  | 24.548 | 2:02.226 | 199,2    | 2  | 1   |
| Not classified (75% = 7 Laps) |     |                                    |   |          |     |    |           |         |        |          |          |    |     |
|                               | 72  | Davi Dal Pizzol                    |  | GOL      | E   | 6  | 26:48.277 | 4 Laps  | 1 Lap  | 2:02.444 | 199,2    | 3  | 1   |
|                               | 999 | Cesinha Bonilha                    |  | UP       | S   | 5  | 11:42.092 | 5 Laps  | 1 Lap  | 2:02.178 | 203,0    | 3  | 1   |
|                               | 27  | Davi Gustavo Dal Pizzol            |  | ONIX     | E   |    | 0.000     | 10 Laps | 5 Laps |          |          | 0  |     |

Resultados sujeitos a verificações técnicas e desportivas

# 33 – DRIVE THROUGH POR MANUTENÇÃO APÓS A PLACA DE 05 MIN

# 33 - ACRÉSCIMO DE 20 SEGUNDOS NO TEMPO TOTAL DE PROVA POR EXCESSO DE VELOCIDADE NO BOX

| Margin of Victory | Avg. Speed | Best Lap Tm | Best Speed | Best Lap by              |
|-------------------|------------|-------------|------------|--------------------------|
| 0.460             | 119,938    | 2:00.650    | 128,574    | 87 - Gustavo Mascarenhas |

Orbits

www.mylaps.com

Licensed to: CHRONON