

Velopark, 6 a 8 de setembro de 2024

Sorted on Laps

























8ª Etapa Stock Car Pro Series

Velopark 2,278 km




2ª Prova

08/09/2024 12:33

Race (50:00 and 1 Laps) started at 12:33:50

Pos	#	Driver	Team	Laps	Total Time	Diff	Gap	Best Tm	In
1	121	Felipe Baptista	 Crown Racing	53	51:33.122			56.193	6
2	120	Vitor Baptista	 Crown Racing	53	51:40.977	7.855	7.855	56.363	20
3	101	Gianluca Petecof	 Full Time Sports	53	51:41.655	8.533	0.678	56.632	26
4	4	Julio Campos	 Pole Motorsport	53	51:47.364	14.242	5.709	56.653	20
5	88	Felipe Fraga	 Blau Motorsport	53	51:49.670	16.548	2.306	56.594	12
6	91	Eduardo Barrichello	 Mobil Ale	53	51:56.930	23.808	7.260	56.591	10
7	44	Bruno Baptista	 RCM Motorsport	53	51:58.268	25.146	1.338	56.728	10
8	51	Atila Abreu	 Pole Motorsport	53	51:58.279	25.157	0.011	56.626	4
9	29	Daniel Serra	 Eurofarma-RC	53	52:02.823	29.701	4.544	56.291	9
10	21	Thiago Camilo	 Ipiranga Racing	53	52:08.428	35.306	5.605	56.517	21
11	81	Arthur Leist	 Full Time Sports	53	52:08.798	35.676	0.370	56.646	6
12	83	Gabriel Casagrande	 A Mattheis Vogel	53	52:09.580	36.458	0.782	56.993	7
13	0	Caca Bueno	 KTF Sports	53	52:10.815	37.693	1.235	56.481	6
14	33	Nelson Piquet Jr	 Cavaleiro Sports	53	52:11.448	38.326	0.633	56.703	9
15	85	Guilherme Salas	 KTF Racing	53	52:11.652	38.530	0.204	56.614	22
16	12	Lucas Foresti	 A Mattheis Vogel	53	52:13.698	40.576	2.046	56.803	23
17	90	Ricardo Mauricio	 Eurofarma-RC	53	52:13.710	40.588	0.012	56.638	12
18	11	Gaetano Di Mauro	 Cavaleiro Sports	53	52:14.209	41.087	0.499	56.354	8
19	38	Zezinho Muggiati	 KTF Racing	53	52:14.942	41.820	0.733	56.641	24
20	18	Allam Khodair	 Blau Motorsport	53	52:26.313	53.191	11.371	56.821	10
21	95	Lucas Kohl	 Wokin Garra Racing	52	51:54.419	1 Lap	1 Lap	57.352	4
22	111	Rubens Barrichello	 Mobil Ale	51	50:31.766	2 Laps	1 Lap	56.566	13
23	30	Cesar Ramos	 Ipiranga Racing	44	43:40.933	9 Laps	7 Laps	56.623	12
24	28	Enzo Elias	 Crown Racing	42	51:32.529	11 Laps	2 Laps	56.503	6

Not classified (75% = 39 Laps)

	8	Rafael Suzuki	 TMG Racing	32	32:00.276	21 Laps	10 Laps	56.232	8
	10	Ricardo Zonta	 RCM Motorsport	16	15:28.844	37 Laps	16 Laps	56.747	4
DQ	19	Felipe Massa	 TMG Racing	53	51:36.771	DQ		56.659	22

Announcements

#101 ADVERTÊNCIA POR INCIDENTE COM #29

#91 PENALIZADO EM 5 SEGUNDOS NA PARADA POR INCIDENTE COM #19

#12 - PENALIZADO EM 5 SEGUNDOS PELO INCIDENTE COM #85

#11 - PENALIZADO EM 5 SEGUNDOS PELO INCIDENTE COM #81

#0 ADVERTENCIA POR INCIDENTE COM #21

#18 Penalizado com acréscimo de 20 seg pelo incidente com #29 - Decisão 03

Margin of Victory	Avg. Speed	Best Lap Tm	Best Speed	Best Lap by
7.855	140,519	56.193	145,940	121 - Felipe Baptista

Orbits

Velopark, 6 a 8 de setembro de 2024

Sorted on Laps

























8ª Etapa Stock Car Pro Series

Velopark 2,278 km




2ª Prova

08/09/2024 12:33

Race (50:00 and 1 Laps) started at 12:33:50

Pos	#	Driver	Team	Laps	Total Time	Diff	Gap	Best Tm	In
1	121	Felipe Baptista	 Crown Racing	53	51:33.122			56.193	6
2	120	Vitor Baptista	 Crown Racing	53	51:40.977	7.855	7.855	56.363	20
3	101	Gianluca Petecof	 Full Time Sports	53	51:41.655	8.533	0.678	56.632	26
4	4	Julio Campos	 Pole Motorsport	53	51:47.364	14.242	5.709	56.653	20
5	88	Felipe Fraga	 Blau Motorsport	53	51:49.670	16.548	2.306	56.594	12
6	91	Eduardo Barrichello	 Mobil Ale	53	51:56.930	23.808	7.260	56.591	10
7	44	Bruno Baptista	 RCM Motorsport	53	51:58.268	25.146	1.338	56.728	10
8	51	Atila Abreu	 Pole Motorsport	53	51:58.279	25.157	0.011	56.626	4
9	29	Daniel Serra	 Eurofarma-RC	53	52:02.823	29.701	4.544	56.291	9
10	21	Thiago Camilo	 Ipiranga Racing	53	52:08.428	35.306	5.605	56.517	21
11	81	Arthur Leist	 Full Time Sports	53	52:08.798	35.676	0.370	56.646	6
12	83	Gabriel Casagrande	 A Mattheis Vogel	53	52:09.580	36.458	0.782	56.993	7
13	0	Caca Bueno	 KTF Sports	53	52:10.815	37.693	1.235	56.481	6
14	33	Nelson Piquet Jr	 Cavaleiro Sports	53	52:11.448	38.326	0.633	56.703	9
15	85	Guilherme Salas	 KTF Racing	53	52:11.652	38.530	0.204	56.614	22
16	12	Lucas Foresti	 A Mattheis Vogel	53	52:13.698	40.576	2.046	56.803	23
17	90	Ricardo Mauricio	 Eurofarma-RC	53	52:13.710	40.588	0.012	56.638	12
18	11	Gaetano Di Mauro	 Cavaleiro Sports	53	52:14.209	41.087	0.499	56.354	8
19	38	Zezinho Muggiati	 KTF Racing	53	52:14.942	41.820	0.733	56.641	24
20	18	Allam Khodair	 Blau Motorsport	53	52:26.313	53.191	11.371	56.821	10
21	95	Lucas Kohl	 Wokin Garra Racing	52	51:54.419	1 Lap	1 Lap	57.352	4
22	111	Rubens Barrichello	 Mobil Ale	51	50:31.766	2 Laps	1 Lap	56.566	13
23	30	Cesar Ramos	 Ipiranga Racing	44	43:40.933	9 Laps	7 Laps	56.623	12
24	28	Enzo Elias	 Crown Racing	42	51:32.529	11 Laps	2 Laps	56.503	6

Not classified (75% = 39 Laps)

	8	Rafael Suzuki	 TMG Racing	32	32:00.276	21 Laps	10 Laps	56.232	8
	10	Ricardo Zonta	 RCM Motorsport	16	15:28.844	37 Laps	16 Laps	56.747	4
DQ	19	Felipe Massa	 TMG Racing	53	51:36.771	DQ		56.659	22

Announcements

#121 Penalizado com acréscimo de 5 seg pelo incidente com o carro #28 - Decisão 06

#19 Desclassificado da prova por irregularidade técnica - Decisão 07

#121 excluído da 8ª Etapa, cfe dec 09 CTDN

#28 excluído da 8ª Etapa, cfe dec 10 CTDN

#8 excluído da 8ª Etapa, cfe dec 11 CTDN

#19 excluído da 8ª Etapa, cfe dec 12 CTDN

Retirada a penalização de 5s do #12, cfe acórdão proc 34/2024 STJD

Retiradas as penalizações ref dec 09, 10, 11 e 12 do CTDN, cfe acórdão proc 43 e 44/2024 do STJD

Margin of Victory	Avg. Speed	Best Lap Tm	Best Speed	Best Lap by
7.855	140,519	56.193	145,940	121 - Felipe Baptista

Orbits