



















FORMULA 1 MSC CRUISES GRANDE PRÊMIO DE SÃO PAULO 2025 - São Paulo

Qualifying Session Classification

	NO	DRIVER	NAT	ENTRANT	1ST TIME	%	TIME OF DAY	2ND TIME	%	TIME OF DAY	LAPS	
1	135	Filippo FIORENTINO		TMG	1:36.299	100.000	17:14:41	1	1:36.303	100.000	17:13:04	9
2	188	Pedro LIMA (R)		Starrett Bassani	1:36.468	100.175	17:12:04	5	1:36.707	100.419	17:10:27	12
3	59	Pietro MESQUITA (R)		TMG	1:36.479	100.186	17:11:29	3	1:36.543	100.249	17:08:16	12
4	41	Cadi BAPTISTA (R)		TMG	1:36.514	100.223	17:13:30	2	1:36.518	100.223	17:16:43	13
5	12	Ethan NOBELS		Cavaleiro	1:36.540	100.250	17:09:06	4	1:36.631	100.340	17:13:56	12
6	3	Naim SALEH (R)		TMG	1:36.737	100.454	17:19:18	6	1:36.763	100.477	17:17:41	12
7	18	Rafaela FERREIRA		Cavaleiro	1:36.748	100.466	17:12:27	7	1:36.834	100.551	17:07:36	12
8	26	P. LINS (R)		Starrett Bassani	1:36.832	100.553	17:12:16	8	1:36.958	100.680	17:09:02	11
9	23	Federico DIAZ (R)		TMG	1:36.966	100.692	17:09:56	9	1:36.977	100.699	17:18:05	13
10	100	Celo HANN (R)		TMG	1:37.063	100.793	17:10:20	11	1:37.104	100.831	17:20:09	12
11	31	Renzo BARBUY (R)		Starrett Bassani	1:37.086	100.817	17:15:03	10	1:37.101	100.828	17:16:40	13
12	33	Christian HELOU (R)		Starrett Bassani	1:37.137	100.870	17:13:59	14	1:37.380	101.118	17:12:22	12
13	29	Enricco ABREU (R)		Cavaleiro	1:37.178	100.912	17:14:02	12	1:37.210	100.941	17:17:17	12
14	71	Ciro SOBRAL		Starrett Bassani	1:37.220	100.956	17:15:23	13	1:37.261	100.994	17:13:46	12
15	45	J. SANZOVO (R)		Cavaleiro	1:37.544	101.292	17:12:39	15	1:37.763	101.516	17:09:24	10
16	21	Elias BARBOSA (R)		Cavaleiro	1:38.512	102.298	17:16:57	16	1:38.710	102.499	17:08:11	11

Timekeeper:

FORMULA 1 MSC CRUISES GRANDE PRÊMIO DE SÃO PAULO 2025 - São Paulo

Qualifying Session Best Sector Times

Sector 1			TIME	Sector 2			TIME	Sector 3			TIME
1	188	Pedro LIMA (R)	25.176	135	Filippo FIORENTINO		47.896	23	Federico DIAZ (R)		23.040
2	41	Cadi BAPTISTA (R)	25.183	59	Pietro MESQUITA (R)		48.007	41	Cadi BAPTISTA (R)		23.058
3	59	Pietro MESQUITA (R)	25.198	12	Ethan NOBELS		48.089	188	Pedro LIMA (R)		23.061
4	26	Pedro Henrique LINS (R)	25.210	41	Cadi BAPTISTA (R)		48.124	135	Filippo FIORENTINO		23.065
5	12	Ethan NOBELS	25.217	3	Naim SALEH (R)		48.131	3	Naim SALEH (R)		23.088
6	135	Filippo FIORENTINO	25.249	18	Rafaela FERREIRA		48.167	12	Ethan NOBELS		23.110
7	29	Enricco ABREU (R)	25.256	188	Pedro LIMA (R)		48.194	33	Christian HELOU (R)		23.110
8	33	Christian HELOU (R)	25.273	100	Celo HANN (R)		48.267	59	Pietro MESQUITA (R)		23.111
9	23	Federico DIAZ (R)	25.281	31	Renzo BARBUY (R)		48.316	26	Pedro Henrique LINS (R)		23.127
10	100	Celo HANN (R)	25.292	26	Pedro Henrique LINS (R)		48.382	18	Rafaela FERREIRA		23.161
11	3	Naim SALEH (R)	25.326	23	Federico DIAZ (R)		48.408	29	Enricco ABREU (R)		23.192
12	18	Rafaela FERREIRA	25.327	71	Ciro SOBRAL		48.503	100	Celo HANN (R)		23.221
13	31	Renzo BARBUY (R)	25.351	29	Enricco ABREU (R)		48.586	31	Renzo BARBUY (R)		23.227
14	71	Ciro SOBRAL	25.412	33	Christian HELOU (R)		48.725	71	Ciro SOBRAL		23.239
15	21	Elias BARBOSA (R)	25.503	45	Joao Paulo SANZOVO (R)		48.758	45	Joao Paulo SANZOVO (R)		23.273
16	45	Joao Paulo SANZOVO (R)	25.513	21	Elias BARBOSA (R)		49.448	21	Elias BARBOSA (R)		23.322



FORMULA 1 MSC CRUISES GRANDE PRÊMIO DE SÃO PAULO 2025 - São Paulo

Qualifying Session Maximum Speeds

SPEED TRAP	KM/H	FINISH LINE	KM/H	INTERMEDIATE 1	KM/H	INTERMEDIATE 2	KM/H
1 12 E. NOBELS	228.9	33 C. HELOU (R)	226.1	23 F. DIAZ (R)	227.6	12 E. NOBELS	186.9
2 29 E. ABREU (R)	228.9	188 P. LIMA (R)	225.5	12 E. NOBELS	226.6	188 P. LIMA (R)	186.0
3 18 R. FERREIRA	228.4	23 F. DIAZ (R)	224.6	33 C. HELOU (R)	225.9	29 E. ABREU (R)	185.9
4 41 C. BAPTISTA (R)	228.3	29 E. ABREU (R)	224.6	59 P. MESQUITA (R)	225.6	41 C. BAPTISTA (R)	185.9
5 188 P. LIMA (R)	228.2	12 E. NOBELS	224.5	29 E. ABREU (R)	225.4	3 N. SALEH (R)	185.9
6 59 P. MESQUITA (R)	228.2	3 N. SALEH (R)	223.8	41 C. BAPTISTA (R)	225.3	59 P. MESQUITA (R)	185.8
7 33 C. HELOU (R)	227.7	41 C. BAPTISTA (R)	223.6	188 P. LIMA (R)	225.2	26 P. LINS (R)	185.7
8 23 F. DIAZ (R)	227.2	18 R. FERREIRA	223.6	18 R. FERREIRA	225.0	18 R. FERREIRA	185.5
9 100 C. HANN (R)	226.9	59 P. MESQUITA (R)	223.3	3 N. SALEH (R)	225.0	33 C. HELOU (R)	185.1
10 71 C. SOBRAL	226.8	26 P. LINS (R)	222.7	135 F. FIORENTINO	224.7	135 F. FIORENTINO	184.9
11 45 J. SANZOVO (R)	226.7	21 E. BARBOSA (R)	222.5	45 J. SANZOVO (R)	223.8	23 F. DIAZ (R)	184.8
12 26 P. LINS (R)	226.5	45 J. SANZOVO (R)	222.4	100 C. HANN (R)	223.7	100 C. HANN (R)	184.8
13 21 E. BARBOSA (R)	226.3	135 F. FIORENTINO	222.1	26 P. LINS (R)	223.7	31 R. BARBUY (R)	184.7
14 3 N. SALEH (R)	226.0	100 C. HANN (R)	222.1	21 E. BARBOSA (R)	223.4	45 J. SANZOVO (R)	184.6
15 135 F. FIORENTINO	225.5	31 R. BARBUY (R)	221.8	71 C. SOBRAL	223.1	21 E. BARBOSA (R)	184.0
16 31 R. BARBUY (R)	224.4	71 C. SOBRAL	221.7	31 R. BARBUY (R)	223.0	71 C. SOBRAL	183.6